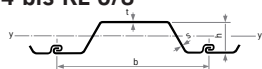
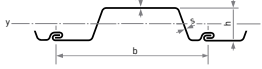
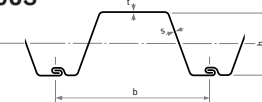
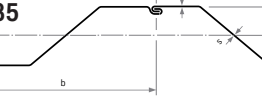
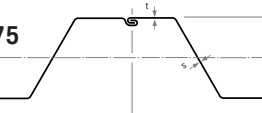


Product Range Overview: Cold Rolled Sheets

	Section	Section modulus W_y cm ³ /m Wall	Weight		Second moment of inertia I_y cm ⁴ /m Wall	Section width b mm	Wall height h mm	Back thickness t mm	Web thickness s mm
			kg/m ² Wall	kg/m single pile					
KL 3/4 bis KL 3/8 	KL 3/4*	276	45.2	31.6	2042	700	146	4.0	4.0
	KL 3/5*	339	55.8	39.1	2502	700	147	5.0	5.0
	KL 3/6	410	66.0	46.2	3080	700	148	6.0	6.0
TKL 3/9 	KL 3/7*	460	78.0	54.6	3500	700	149	7.0	7.0
	KL 3/8	540	88.0	61.5	4050	700	150	8.0	8.0
	TKL 3/9	680	106.9	74.8	5120	700	160	9.0	9.0
HP 290S 	HP 290S-5	774	69.7	49.5	10920	710	294	5.0	5.0
	HP 290S-6	933	83.7	59.4	13530	710	296	6.0	6.0
	HP 290S-7	1080	97.6	69.3	15701	710	298	7.0	7.0
	HP 290S-8	1230	111.5	79.2	17896	710	300	8.0	8.0
	HP 290S-9	1380	125.6	89.2	20896	710	300	9.0	9.0
ZK 785 	ZK 785-5	605	53.4	41.9	8395	785	276	5.0	5.0
	ZK 785-6	724	64.2	50.4	10053	785	277	6.0	6.0
	ZK 785-7	836	74.4	58.4	11657	785	278	7.0	7.0
	ZK 785-8	951	84.8	66.6	13302	785	279	8.0	8.0
	ZK 785-9	1067	95.3	74.8	14944	785	280	9.0	9.0
ZK 675 	ZK 675-5	972	62.1	41.9	18500	675	376	5.0	5.0
	ZK 675-6	1164	74.4	50.4	22131	675	377	6.0	6.0
	ZK 675-7	1350	86.5	58.4	25698	675	378	7.0	7.0
	ZK 675-8	1540	98.7	66.6	29332	675	379	8.0	8.0
	ZK 675-9	1728	110.8	74.8	32914	675	380	9.0	9.0

KL 3/4 to KL 3/8 and TKL 3/9 | Available lengths up to 12 m (12 to 14 m available on request) | Warehouse lengths from 3 to 8 m

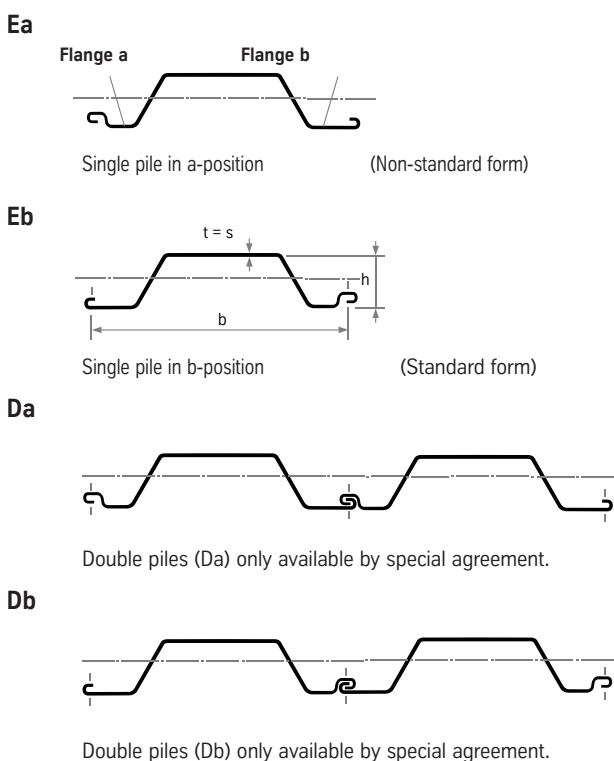
*No section available ex stock

HP 290S-5 to HP 290S-9 | Available lengths up to 17 m | Warehouse lengths from 8 to 12 m

ZK 785-5 to ZK 785-9 and ZK 675-5 to ZK 675-9 | Available lengths up to 12 m

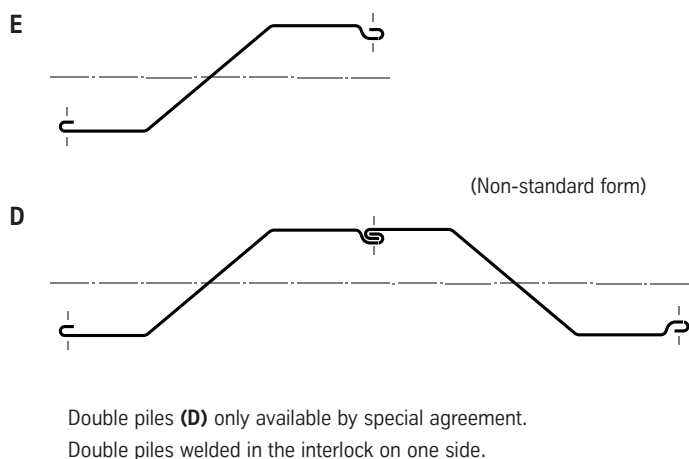
The basis for billing is the weight of the single pile (kg/m).

Available KL, TKL and HP lightweight sections

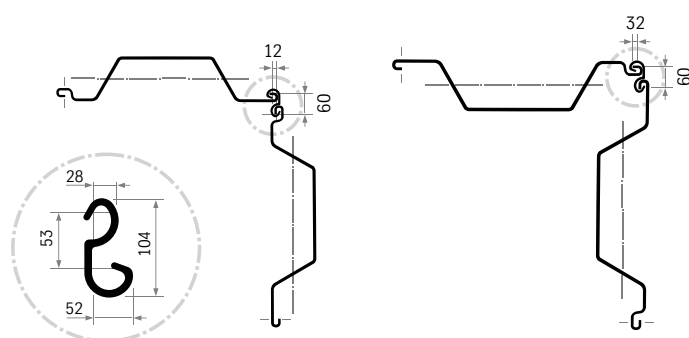


Cold Rolled sheets can be supplied with Hot Rolled Sheet steel grade on request.

Available ZK lightweight sections



Corner piles with V 20 Wall sections



V 20 Wall sections